



**Concrete Stone  
& Tile Corp.**



# *ROMAN COBBLE® System*

## ROMAN COBBLE® Circle Kit INSTALLATION GUIDELINE



MINI COBBLE



SMALL COBBLE



CENTER  
COBBLE



SMALL CIRCLE  
COBBLE



LARGE CIRCLE  
COBBLE

### KIT SIZES\* & ORDERING PROCEDURE

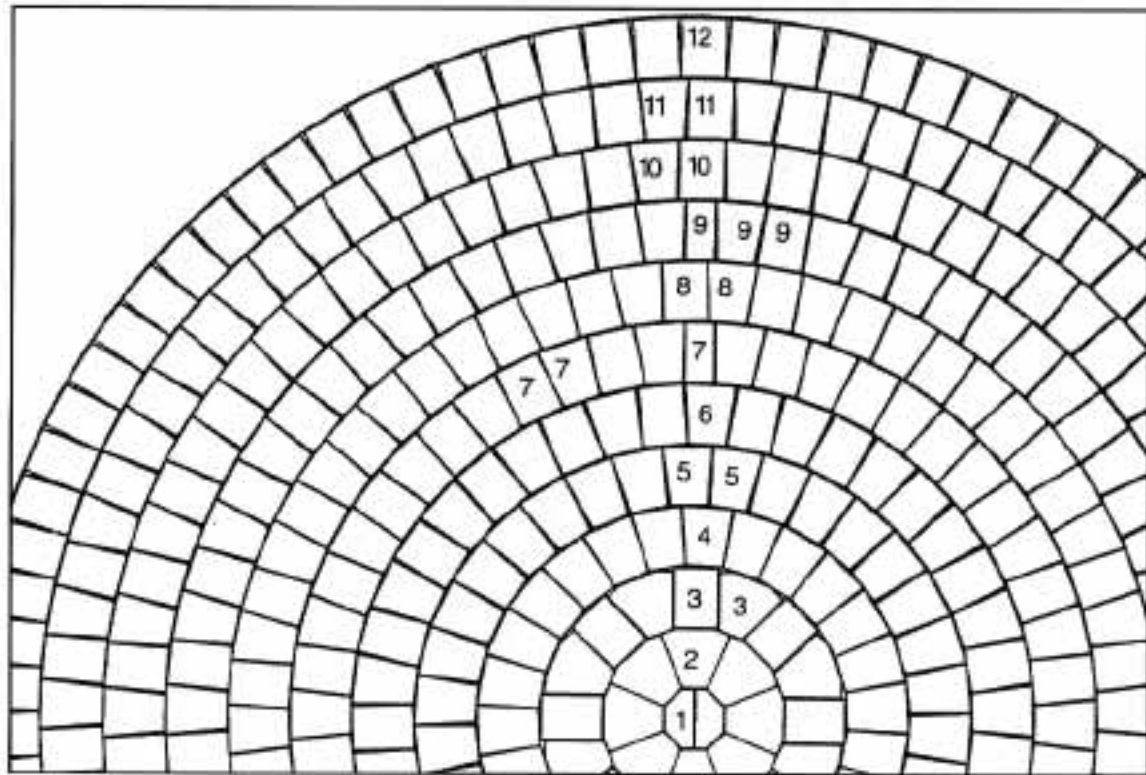
KIT & NAME	CIRCLE DIAMETER	COVERAGE	KITS REQUIRED	CIRCLE COVERAGE
Circle A	1-8 Ft.	50 Sq. Ft.	A	50 Sq. Ft.
Circle B	8-12 Ft.	69 Sq. Ft.	A & B	119 Sq. Ft.

\*All kits are sold in full cube quantities only

\*Larger circle specs available

**PAVING** *the Way*

# ROMAN COBBLE® CIRCLE LAYOUT



ROW	CIRCLE DIA.	INSTALLATION PATTERN	PAVER DESCRIPTION	ROW	CIRCLE DIA.	INSTALLATION PATTERN	PAVER DESCRIPTION
1	6 1/2"	SINGLE	2 CENTER COBBLE	7	83"	LARGE & SMALL ALTERNATE*	26 LARGE CIRCLE COBBLE 24 SMALL COBBLE 2 MINI COBBLE
2	19 1/2"	SINGLE	8 SMALL CIRCLE COBBLE	8	96"	ALTERNATE	30 LARGE CIRCLE COBBLE 30 SMALL COBBLE
3	32"	ALTERNATE	8 SMALL CIRCLE COBBLE 8 SMALL COBBLE	9	108 1/2"	MINI THEN ALTERNATE	1 MINI COBBLE 34 LARGE CIRCLE COBBLE 33 SMALL COBBLE
4	44 1/2"	SINGLE	26 LARGE CIRCLE COBBLE	10	121"	ALTERNATE	38 LARGE CIRCLE COBBLE 38 SMALL COBBLE
5	57 1/2"	SINGLE	34 LARGE CIRCLE COBBLE	11	133 1/2"	ALTERNATE	42 LARGE CIRCLE COBBLE 42 SMALL COBBLE
6	70"	ALTERNATE	21 LARGE CIRCLE COBBLE 21 SMALL COBBLE	12	146"	SINGLE	90 SMALL COBBLE

\*Minis are placed on opposite sides of the circle



Concrete Stone  
& Tile Corp.



# ROMAN COBBLE® System

## Roman Cobble® Fishscale® Pattern Kit INSTALLATION GUIDELINE

**PAVING** *the Way*



STARTER  
COBBLE



MINI COBBLE



SMALL COBBLE



RIGHT  
COBBLE



SMALL CIRCLE  
COBBLE



LARGE CIRCLE  
COBBLE



LEFT  
COBBLE

### ROMAN COBBLE® FISHSCALE® PATTERN KIT

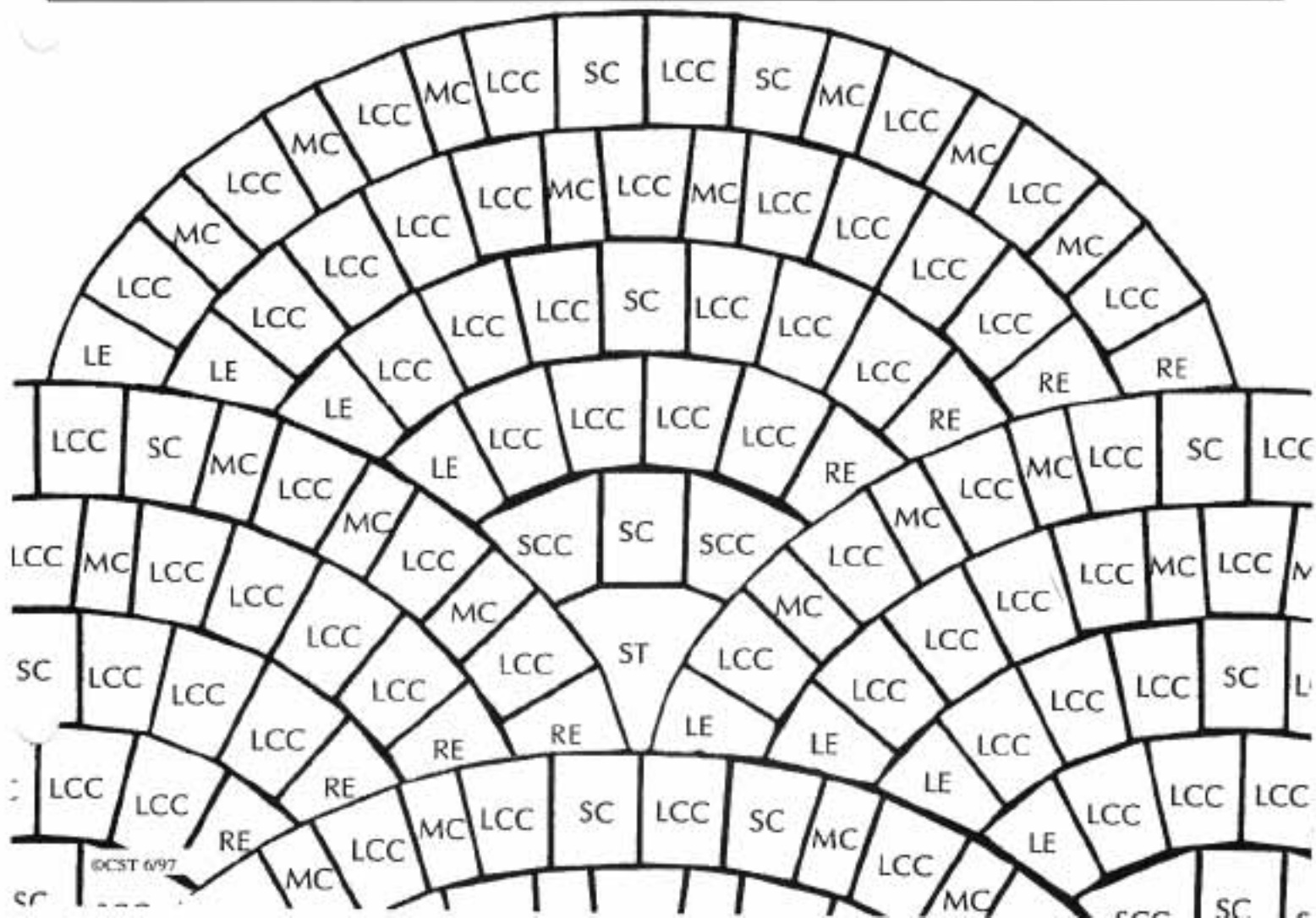
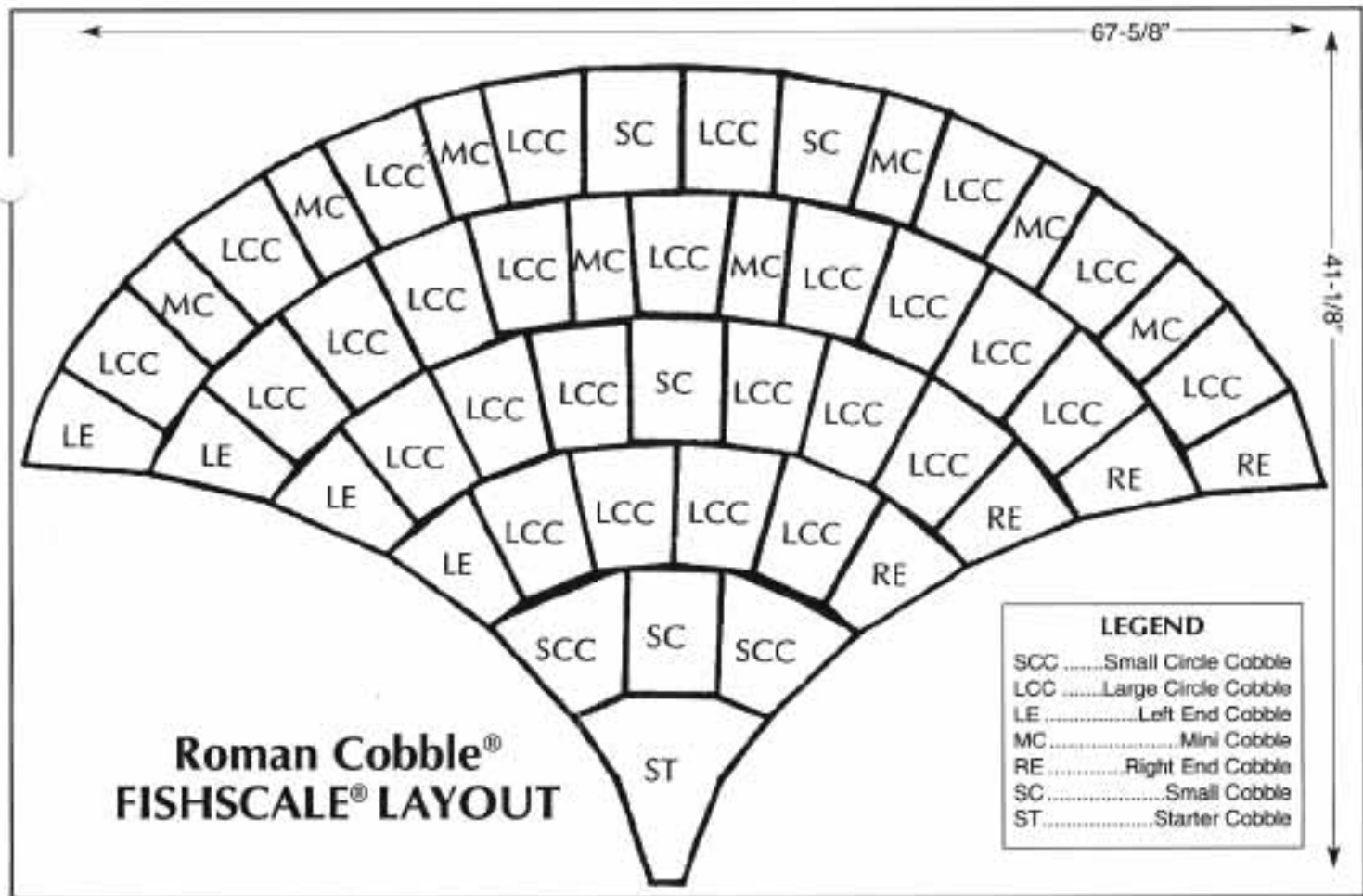
APPROX COVERAGE (1 Fan) .....9.75 SQ.FT.

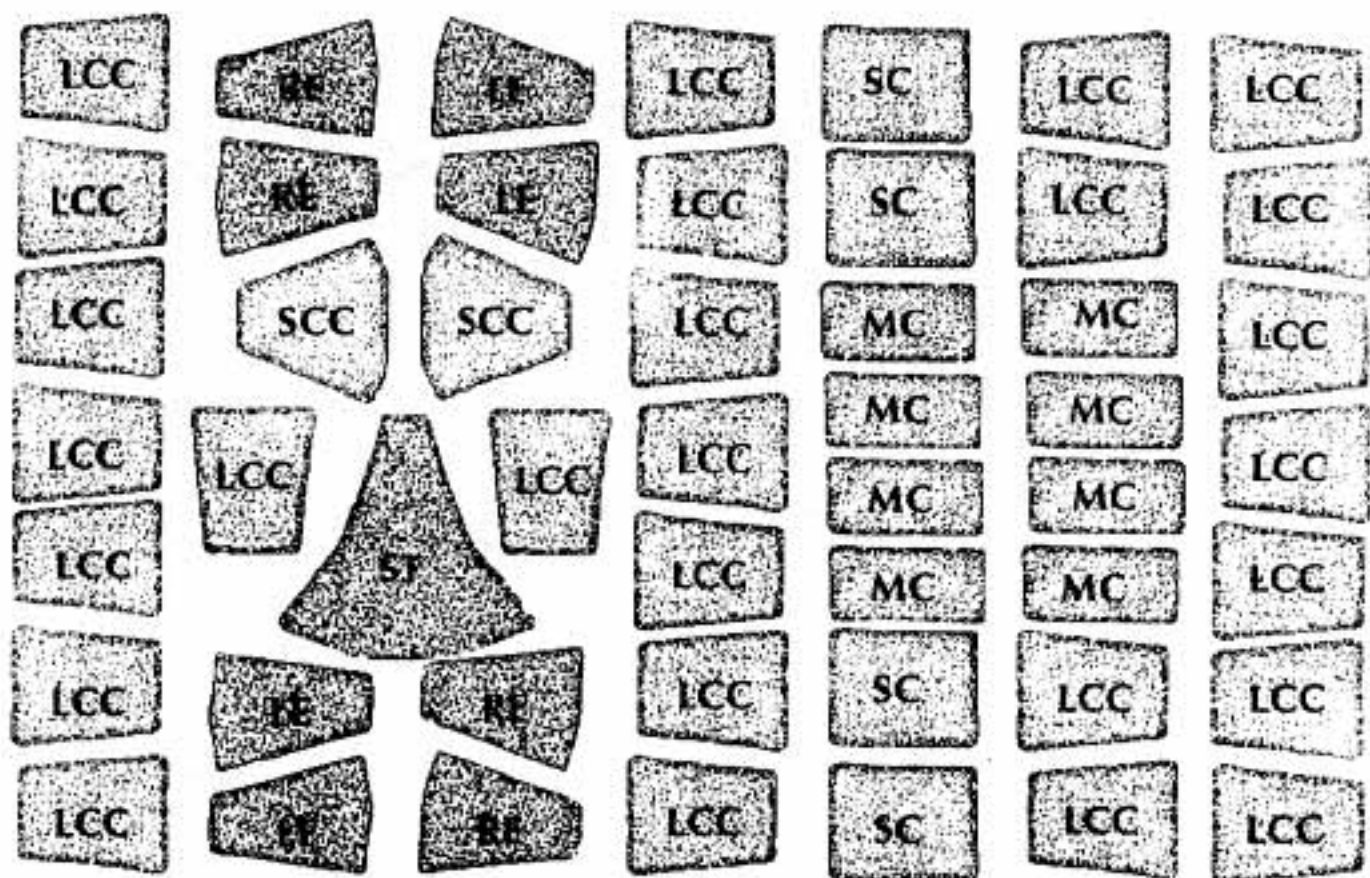
FANS PER CUBE .....6

COVERAGE PER CUBE .....58.5 SQ. FT.

NOTE: 1 Layer = 1 Fan

Fishscale® Kit Patent #'s 5, 163, 777  
Design Patent #'s 348, 739





Each Roman Cobble® Fishscale® pallet contains enough material to install six (6) Fishscales (see diagram preceding page). During installation, the use of a string line will help to assure correct positioning of each Fishscale®.